


GEORGE FOREMAN®

HEALTHY COOKING



GRILL AND GRIDDLE

Instructions & Warranty

GR18603AU

Spectrum Brands Australia Pty Ltd
Locked Bag 3004 Braeside
Victoria 3195 Australia
Customer Service in Australia
TollFree: 1800 623 118
Email: info@spectrumbrands.com.au
Website: www.spectrumbrands.com.au

Spectrum Brands New Zealand Ltd
PO Box 9817 Newmarket
Auckland 1149 New Zealand
Customer Service in New Zealand
TollFree: 0800 736 776
Email: service@spectrumbrands.co.nz
Website: www.spectrumbrands.co.nz

Spectrum Brands Australia Pty Ltd and Spectrum Brands New Zealand Ltd Warranty Against Defects

In this warranty:

Australian Consumer Law means the Australian consumer law set out in Schedule 2 to the Competition and Consumer Act 2010;

CGA means the New Zealand Consumer Guarantees Act 1993;

Goods means the product or equipment which was accompanied by this warranty and purchased in Australia or New Zealand, as the case may be;

Manufacturer, We or us means:

1. for Goods purchased in Australia, Spectrum Brands Australia Pty Ltd ABN, 78 007 070 573;
or
2. for Goods purchased in New Zealand, Spectrum Brands New Zealand Ltd, as the case may be, contact details as set out at the end of this warranty;

Supplier means the authorised distributor or retailer of the Goods that sold you the Goods in Australia or in New Zealand; and

You means you, the original end-user purchaser of the Goods.

1. Our goods come with guarantees that cannot be excluded under the Australian Consumer Law, or the CGA. You are entitled to a replacement or refund for a major failure and compensation for any other reasonably foreseeable loss or damage. You are also entitled to have the goods repaired or replaced if the goods fail to be of acceptable quality and the failure does not amount to a major failure.
2. The benefits provided by this Warranty are in addition to all other rights and remedies in respect of the Goods which the consumer has under either the Australian Consumer Law or the CGA. The original purchaser of the Goods is provided with the following Warranty subject to the Warranty Conditions:
3. We warrant the Goods for all parts defective in workmanship or materials from the date of purchase (Warranty Period), for the period of:-
 - (a) Two (2) years for Russell Hobbs products (see product packaging for details)
 - (b) Two (2) years with five (5) year motor warranty for Russell Hobbs products (see product packaging for details)
 - (c) Limited Lifetime, Ten (10) years for Russell Hobbs cookware.
 - (d) One (1) year for George Foreman, iRobot, Westinghouse, Black & Decker and Spectrum Brands products.

If the Goods prove defective within the Warranty Period by reason of improper workmanship or material, we may, at our own discretion, repair or replace the Goods without charge.

Warranty Conditions

4. The Goods must be used in accordance with the manufacturer's instructions. This Warranty does not apply should the defect in or failure of the Goods be attributable to misuse, abuse, accident or non-observance of manufacturer's instructions on the part of the user. As far as the law permits, the manufacturer does not accept liability for any direct or consequential loss, damage or other expense caused by or arising out of any failure to use the Goods in accordance with the manufacturer's instructions.
5. Exhaustible components (such as batteries, filters and brushes) of the Goods are included under this Warranty only where there is a defect in workmanship or materials used.
6. The warranty granted under clause 3 is limited to repair or replacement only.
7. Any parts of the Goods replaced during repairs or any product replaced remain the property of the manufacturer. In the event of the Goods being replaced during the Warranty Period, the warranty on the replacement Goods will expire on the same date as for the Warranty Period on the original Goods which are replaced.
8. In order to claim under the warranty granted under clause 3 you must:
 - (a) Retain this warranty with your receipt/proof of purchase; and
 - (b) Return the Goods to us at the relevant address or to the Supplier by prepaid freight within the Warranty Period accompanied with (i) the legible and unmodified original proof of purchase, which clearly indicates the name and address of the Supplier, the date and place of purchase, the product name or other product serial number and (ii) this warranty.
9. This warranty is immediately void if:
 - (a) Any serial number or appliance plate is removed or defaced;
 - (b) The Goods have been serviced or otherwise repaired by a person not authorised to do so by us or where non approved replaced parts are used.
10. The Goods are designed for domestic use only. A limited 90-day Warranty applies to any industrial or commercial use of the Goods. The Goods must be connected to the electrical voltage requirements as specified in the ratings label located on the Goods.
11. This warranty does not cover the cost of claiming under the warranty or transport of the Goods to and from the Supplier or us.
12. This warranty is only valid and enforceable in Australia against Spectrum Brands Australia Pty Ltd and in New Zealand against Spectrum Brands New Zealand Ltd.

Contact us or the Supplier for further details.

Register your product online

If you live in Australia please visit: www.spectrumbrands.com.au/warranty

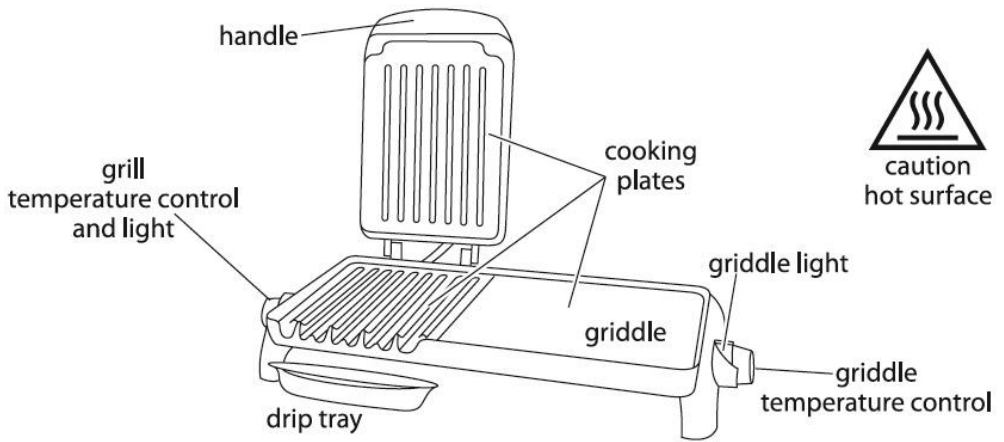
If you live in New Zealand Please visit: www.spectrumbrands.co.nz/warranty

Registration of your warranty is not compulsory, it gives us a record of your purchase AND entitles you to receive these benefits: Product information; Hints and tips; Recipes and news; Information on special price offers and promotions.

Any questions? Please contact Customer Service for advice.

Congratulations on the purchase of your George Foreman appliance. Each unit is manufactured to ensure safety and reliability. Before using the appliance for the first time, please read the instruction booklet carefully and keep it for future reference. Pass it on if you pass on the appliance.

When using electrical appliances, basic safety precautions should always be followed.



Before using for the first time

Wipe the cooking plates with a damp cloth.

Grill or griddle?

The grill and griddle are independent. You may use each one on its own, or both of them together. Each has its own temperature control and light.

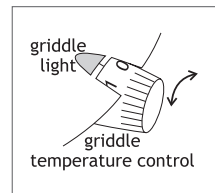
- Each temperature control is marked 0 (off) to 3 (max).
- Each light will come on while its element heats up, it will go off when it reaches the correct temperature, then cycle on and off with the thermostat.

Preparation

- Cut the food to be grilled no more than 25mm thick.
- Centre the drip tray under the front of the grill, so it catches any run-off.
- Wipe the cooking plates with a little cooking oil or butter, then close it. Don't use low fat spread – it may burn on to the grill.
- Put the plug into the power socket (switch the socket on, if it's switchable).

Using the griddle

- Use the griddle for eggs, tomatoes, mushrooms, or other delicate foods that might be crushed or flattened in the grill.
- Turn the control to the setting you want, wait until the light goes off, then start cooking.
- Lay the food on the cooking plate with a spatula or tongs, not fingers.
- The griddle cooks on one side, so it's slower than the grill, and you will have to turn the food to cook it on both sides.



Using the grill

- Turn the control to the setting you want, wait until the light goes off, then start cooking.
- Lay the food on the bottom cooking plate with a spatula or tongs, not fingers.
- Close the grill. The hinge is articulated to cope with thick or oddly shaped foods.
- The cooking plates should be roughly parallel, to avoid uneven cooking.

Finished

- When finished cooking, turn the temperature control to off. Disconnect plug from the power outlet.
- Remove food using the plastic spatula. Be sure to always use either silicone or plastic utensils so as not to scratch the non-stick surface. Never use metal tongs, forks or knives as these can damage the non-stick coating.
- Let the appliance cool completely.
- When cool, the drip tray may be removed and emptied.

CAUTION: *Be sure liquid has cooled before removing drip tray.*

Care and maintenance


- Unplug the grill and let it cool before cleaning and storing away.
- Wipe all surfaces with a clean damp cloth. Use a paper towel moistened with a little cooking oil to remove stubborn stains.
- Wash the drip tray in warm soapy water, or in the top rack of the dishwasher.
- Take extra care with the non-stick cooking surfaces.
- Don't put the grill in water or any other liquid. Don't use harsh or abrasive cleaning agents, solvents, scourers, wire wool, or soap pads.

Storage

- Unplug unit from power outlet, and allow to cool and clean before storing.
- Store in a clean, dry place.
- Never store the appliance while it is hot or still plugged in.
- Never wrap the cord around the appliance as this could cause the cord to fray and break.

IMPORTANT SAFEGUARDS

When using electrical appliances, basic safety precautions should always be followed.

1. To protect against electrical hazards do not immerse the power cord, plug or grill in water or any other liquid.
2. Do not use in the bathroom or near any source of water. Do not use outdoors.
3. Always use the appliances handles as some parts will be hot. The temperature of accessible surfaces/parts may become very hot when the appliance is operating. 
4. Do not touch the hot cooking surfaces.
5. This appliance is not intended for use by persons (including children) with reduced physical, sensory or mental capabilities, or lack of experience and knowledge, unless they have been given supervision or instruction concerning use of the appliance by a person responsible for their safety.
6. Always turn off and unplug from the power outlet before cleaning the appliance.
7. To disconnect, turn off the wall power outlet, then grasp the plug and remove from wall power socket. Never pull by the cord.
8. Do not operate this appliance with a damaged cord/plug or after the appliance has malfunctioned, or been dropped or damaged in any manner. Contact Customer service for replacement, examination, repair or adjustment.
9. There are no user serviceable parts. If the power cord or appliance is damaged, it must be replaced or repaired by the manufacturer or similarly qualified person in order to avoid a hazard.
10. Do not use on an inclined plane or unstable surface.
11. Do not move the appliance when in use.
12. Do not cover the appliance when in use.
13. Take care when opening the lid of the appliance, there may be some steam.
14. Always take care when removing food after cooking as it is hot.
15. Food may burn. Always monitor when using this appliance.
16. Do not use the appliance near or below any curtains or other combustible materials.
17. Keep the appliance and the power cord away from the edge of tables or countertops and out of reach of children and infirm persons.
18. Do not cook food wrapped in plastic film or polythene bags. It will cause a fire hazard.
19. Always clean the appliance after use.
20. Do not place on or near any heat sources.
21. Do not leave the appliance unattended when in use.
22. Follow the instructions when cleaning this appliance.
23. Do not use this appliance for other than its intended purpose.
24. This appliance is not a toy. Children should be supervised to ensure they do not play with the appliance.
25. This appliance is not intended to be operated by means of an external timer or separate remote control system.
26. For added safety, electrical appliances should be connected to a power outlet that is protected by a residual current device (RCD), also often referred to as a 'Safety Switch'. Your switchboard may already incorporate an RCD. If unsure, call an electrician for verification and fitting if necessary.

SAVE THESE INSTRUCTIONS
THIS APPLIANCE IS FOR HOUSEHOLD USE ONLY

GEORGE FOREMAN[®]

HEALTHY COOKING



www.georgeforeman.com.au

www.georgeforeman.co.nz

GEORGE FOREMAN and logo are trade marks of Spectrum Brands, Inc., or one of its subsidiaries.

©2012 Spectrum Brands, Inc.